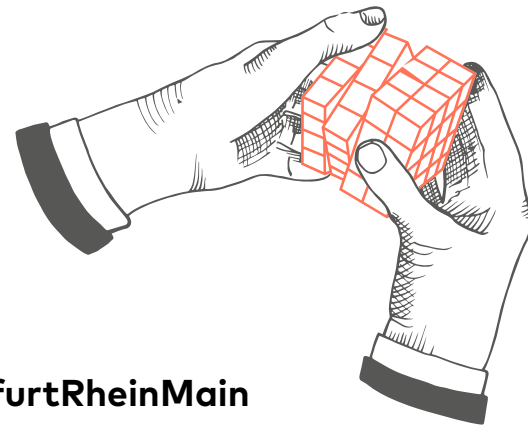
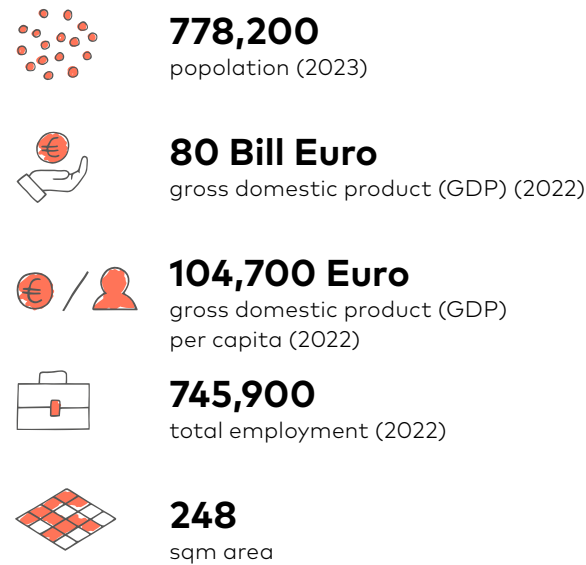


# FACTS & FIGURES

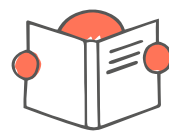
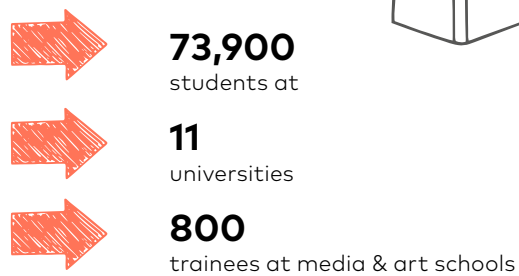
## Creative industries



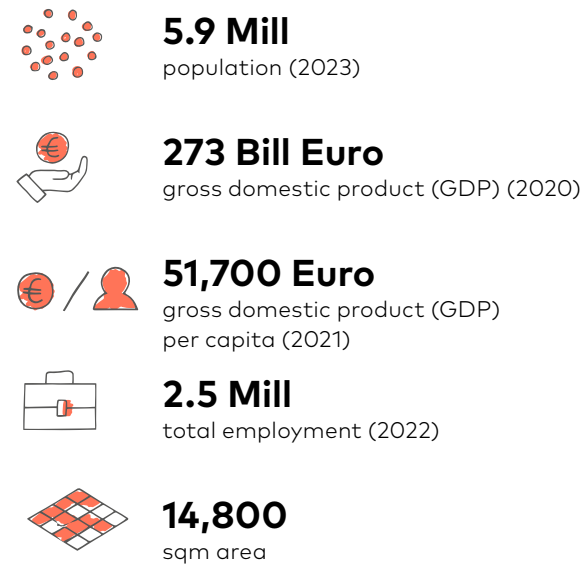
### Frankfurt



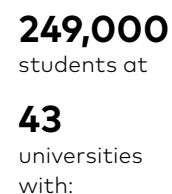
### UNIVERSITIES & HIGHER EDUCATION in Frankfurt (2021)



### FrankfurtRheinMain



### UNIVERSITIES / R&D in FrankfurtRheinMain (2020)



### THE INTERNATIONAL

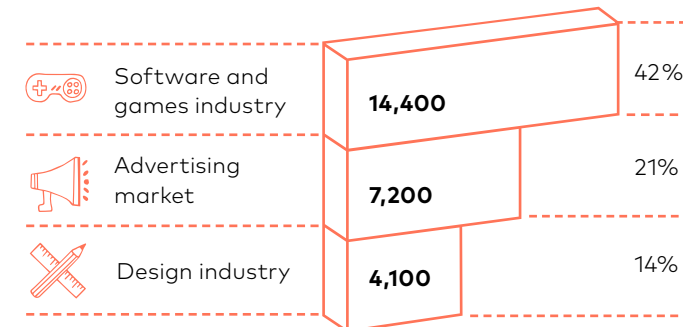


Source: BMWK Monitoringbericht Kultur- und Kreativwirtschaft 2022, Datenreport Kultur- und Kreativwirtschaft in Hessen 2024, Frankfurt Statistik Aktuell, Regionalverband FrankfurtRheinMain

### TURNOVER / TOTAL EMPLOYMENT in cultural & creative industries

#### Frankfurt (2022)

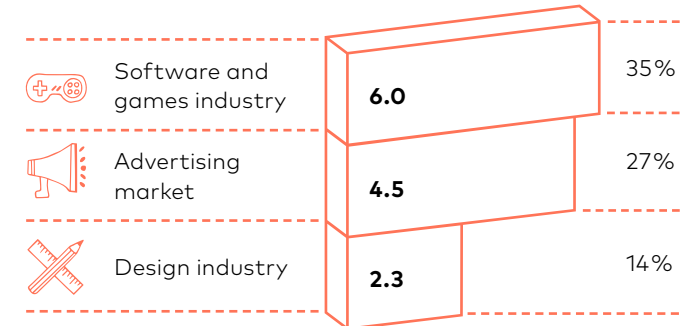
**4,200** companies  
**8.6 Bill Euro** turnover  
**35.000** Employees subject to social security contribution, key sectors:



Employees subject to social security contribution = in %

#### Hessen (2022)

**18,200** companies  
**17 Bill Euro** turnover  
 key sectors:

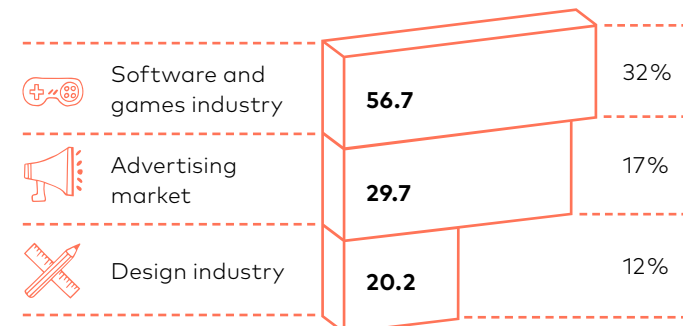


turnover in Bill Euro = in %

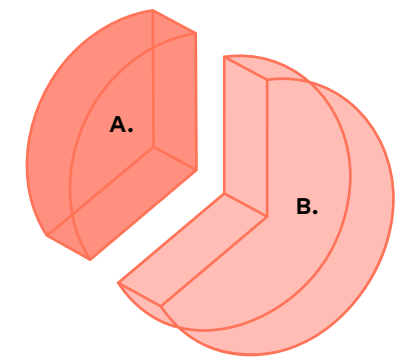
#### Germany (2021)

**226,000** companies  
**175 Bill Euro** turnover  
 key sectors:

**(2.9% share in GDP)**

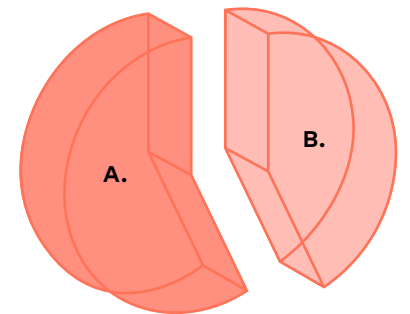


turnover in Bill Euro = in %



**129,000** total employment in Hesse (2023)

**A. 36%**  $\approx$  46,000 Frankfurt  
**B. 64%**  $\approx$  83,000 RheinMain region and rest of Hesse



**17 Bill Euro** turnover in Hesse

**A. 51%**  $\approx$  8.6 Bill Euro Frankfurt  
**B. 49%**  $\approx$  8.3 Bill Euro RheinMain region and rest of Hesse

**Frankfurt is the center of the creative economy in Hesse.**